




GUIDE FOR ESTIMATING CORDS OF WOOD

Compact Pickup (Standard Bed)





1/4 cord of wood




1/2 cord of wood

Standard Pickup (1/2 - 3/4 ton)



1/4 cord of wood




1/2 cord of wood



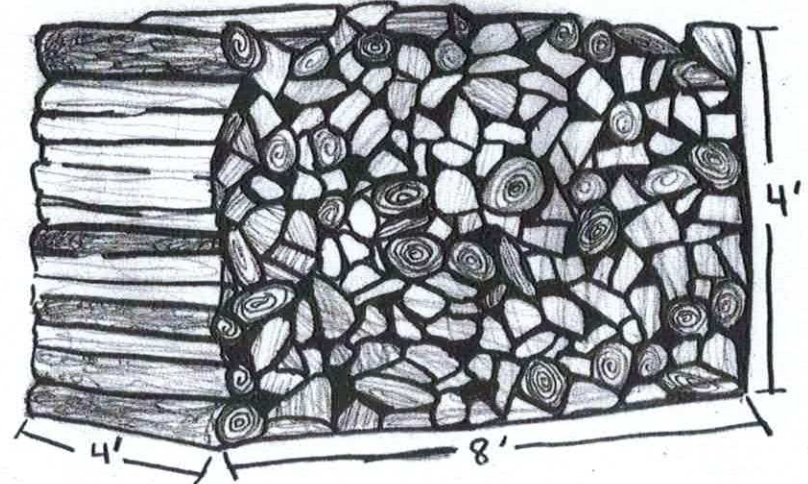
1 cord of wood

Flatbed, high rack (1 ton)



2 cords of wood

1 Cord of wood



je
17